



*Roadwest RWT - Tandem Dolly*

*Roadwest RWT - Tri-Axle Dolly*

*Disclaimer – Pictures shown include some non standard features and accessories.*



*Roadwest RWT - Heavy Duty Tri-Axle Dolly*

# RWT Dolly

## RWT Dollies : Tri-Axle (200) • Tandem (180)

The Roadwest series of Dollies are leaders in their class, with a solid reputation for quality, long lasting construction and reliability. All components are computer profile cut for neatness and accuracy. These models can be manufactured in a range of sizes or specifications to suit your needs.

### TRI-AXLE STANDARD FEATURES

- Tri-Axle : Sandwich frame construction, chassis is abrasive blasted prior to painting, 2 pack urethane primer and paint.
- All wiring in electrical loom and connections using Deutsch double 'O' ring sealed plugs.
- Custom manufactured to suit individual requirements.
- Fully welded chassis to eliminate corrosion.

### TANDEM STANDARD FEATURES

- Tandem : Reinforced RHS, chassis is mechanically cleaned prior to painting, 2 pack urethane primer and paint.
- All wiring in electrical loom and connections using Deutsch double 'O' ring sealed plugs.
- Custom manufactured to suit individual requirements.
- Fully welded chassis to eliminate corrosion.



## Roadwest RWT Dolly - Tri-Axle and Tandem - Standard Equipment




- Fully welded chassis for added strength, reduced maintenance, longevity and improved corrosion resistance.



- Electrical harness enclosed in mesh shroud plus Deutsch plug joiners and with airlines in spiral wrap and tough PVC sleeve where susceptible to damage.



- Grommets protect all lines and cables when passing through chassis sections plus pinch grip fitted for abrasion protection.



- Bolt in 'Tow-Eye' (Tandem model only).



- Multiple grease lines banked from ball race.



- Tensioned rubber or radius plastic mudguards fitted.



- Rear light bar – bolt on part for easy replacement if required.




- Air, electric and hydraulic lines angled through draw bar for ease of coupling.



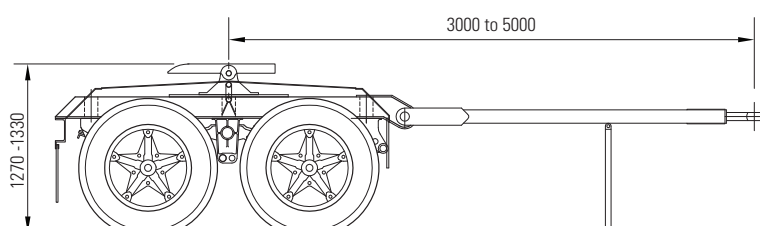
- Tri-axle dollies sandwich frame manufactured from Domex 700 steel for strength and long life.

### RWT Dolly - Tri-Axle and Tandem

- Other variations available upon request.



- Roadwest RWT Tri-Axle Dolly



- Roadwest RWT Tandem Dolly

Roadwest RWT reserves the right to change or alter the specifications on any of their trailers or products without notice.



[www.roadwest.com.au](http://www.roadwest.com.au)  
[roadwest@roadwest.com.au](mailto:roadwest@roadwest.com.au)